

The Kalmar i-Series

HEAVY

Terminal Tractors



TT618i
TR618i
TRL618i



A reliable and

ROBUST

workhorse

The Kalmar i-Series, Heavy Terminal Tractors, have been designed to take on your heaviest loads. Robust, reliable and highly efficient they are ideal for moving cargo and containers around your terminal, even in the harshest of conditions.



When launched, the Kalmar i-Series, Heavy Terminal Tractors, set a new industry standard with many new features:

CAN-BUS controls as standard.

Kalmar was the first supplier to provide terminal tractors with a CAN-BUS system, which integrates all functions into one system and shows all operational and service data on one display screen.

The EU Stage 3A and Stage 5 compliant engines.

The Cummins QSB6.7 engine complies with the EU Stage 3A standard. The Cummins B6.7 engine complies with the EU stage 5 standard.

New automatic gear control.

Soft and smooth gear changes with continuous traction from the new, stronger transmission Dana RTE14822.

Longer service intervals.

Every tractor combines the highest quality components and the latest technical features to give you industry leading service intervals.

Visible differences in efficiency, comfort and safety.

Kalmar has now made the pioneering i-Series even better. By including numerous improvements in durability, productivity and operator comfort. This re-designed series is great to drive and safer to operate.

The Kalmar i-Series gives you:

- higher productivity
- excellent manoeuvrability
- lower operating costs
- easier maintenance
- better life-cycle performance
- non-stop support from Kalmar's global service network.

CAN-BUS

system as standard



The Kalmar i-Series, Heavy Terminal Tractors, are the first to have a CAN-BUS system as standard. Making operating the tractor faster, safer and simpler which saves you time, effort and money.

The benefits of a CAN-BUS system.

- all information and diagnostics readily available on driver's display
- troubleshooting in 1/10th of the time
- proportional lift boom control with the auto-revs-up feature
- standard blockings on engagement while tractor is moving
- auto-stop after adjustable idling time
- engine-protecting delay stop
- fewer wire harnesses, no circuit boards
- can connect to remote monitoring.

The Kalmar i-Series Heavy Terminal Tractor will give you:

- a smarter seating arrangement
- a fully adjustable driver's seat
- a more spacious cabin
- improved visibility
- excellent performance and manoeuvrability
- easier service and maintain access.




A spacious and well-designed cabin

The i-Series cabin has been fully re-designed to be more spacious and comfortable for your drivers.

The cabin now features:

- an ergonomically designed cabin for ease of operation
- more legroom and space for your drivers
- fully adjustable steering wheel
- a swivelling seat and wider doorways for easy access
- seat lock electronically controlled from the steering wheel
- easy access to the rear deck
- streamlined dashboard design
- greater visibility with less glare
- reduced levels of noise in the cabin
- optional air conditioning
- 4 storage compartments, 2 bottle holders, a 12 V power and a glove locker
- room for 2 radio stacks.



EASIER

to service and maintain

The re-designed Kalmar i-Series, Heavy Terminal Tractors, are quicker and easier to service, minimising downtime and maximising machine availability. You will benefit from:

- a hinged service hatch at the front of the tractor making servicing and engine checks quicker
- oil and coolant levels are easier to check and maintain
- removable front cover gives easy access to cabin air filters, electrical terminals, heating and air conditioning units
- swivelling seat locking system now under the cabin floor for easier maintenance
- fuses and diagnostics sockets centralised on side dashboard for easier access
- dashboard now hinged for faster access to electronics
- new robust tank design and mountings for easier servicing
- electrical connectors and harnesses are better protected to reduce breakages and interruptions
- quality build materials will last longer and wear less.

An extensive list of options.


We offer a large range of options, including:

- differential lock
- rear axle air suspension
- heated and adjustable mirrors
- radio with USB, MP3 and DAB+
- roof window
- automatic airconditioning
- rubbing strakes
- extra working lights
- central greasing
- gooseneck
- and many more.

In addition, there are many more options to choose from for the Kalmar i-Series Terminal Tractor.

Optimise your operations with Insight.

Kalmar Insight* is a performance management tool for cargo handling, which gives you an easy to use overview of your fleet operations, by aggregating data from multiple sources, including equipment built by other manufacturers. This information is then accessed through an easy to use interface that is available on mobile, tablet or more traditional screens. You can review your entire fleet activities, schedule maintenance activities and order the required parts automatically. All enabling you to take action on real-time information, that will help improve your overall operations immediately. Kalmar Insight comes fitted and ready to be activated in all new Kalmar equipment, it can also be retro fitted into existing Kalmar equipment or those built by other manufacturers. Kalmar Insight, turning data into actionable, impactful insights.



Making sure your business never stops.

Our job doesn't stop once we deliver your new terminal tractor, as Kalmar Care offers a range of service and maintenance contracts.

Each of our Service Contracts are designed to meet your exact needs and will help you improve your operational efficiency, productivity and financial predictability. You just need to decide what you require to keep your day-to-day operations running optimally.

Kalmar Training.

Kalmar Training offers a range of courses for both your technicians and drivers.

Technicians will be given the knowledge they need to be able to maintain your equipment in top condition. Courses cover a mix of theory and hands-on experience and will be held at your site.

Drivers will be shown how to get more from their equipment. They will learn how to improve the efficiency of their driving and what needs to be checked daily before starting their working day.

When the right part matters.

When something needs to be replaced you need a part that will meet your exact needs – immediately. Kalmar Genuine Parts are high quality parts that match or exceed manufacturer standards, giving you the right part, every time. We offer a rapid delivery service for over 50,000 premium-quality Kalmar Genuine Parts to anywhere in the world, because unplanned downtime means lost productivity and revenue.

*Installation costs and/or an annual subscription fee may apply.

TECHNICAL INFORMATION

Kalmar 2-wheel Drive TT618i Terminal Tractor

Engine

- Cummins QSB6.7 (stage 3A)
Power: 194 kW@2200 rpm
Torque: 987 Nm@1500 rpm
Transmission: Dana RTE14822 (8+8 gears), torque converter CFL331368

Engine options

- Cummins QSB6.7 (stage 5)
Power: 168 kW @ 2200 rpm
Torque: 1186 Nm @ 1300 rpm
Transmission: Dana RTE14822 (4+4 gears), torque converter CFL331368

Axles

- Front axle SISU SSNP
- Rear axle SISU SRDP with hub reduction by 4 planet pinions
- Axle ratio 20.57:1 as standard and 16.41:1 as option

Chassis

- All-welded steel chassis
- High-resistance side bumpers for good protection of accessories
- Standard colour RAL 7021 (Kalmar black)

Cabin

- Designed and tested according to strict safety (ROPS, ISO 3471:1994) standards
- Excellent visibility to all directions and superb comfort for the driver
- Tilttable 60 degrees
- Standard colour RAL 3000 (Kalmar red)

Lift boom

- The lifting height is 1000 mm with two single-acting telescopic cylinders
- Lifting capacity on the fifth wheel is 25.000 kg as standard and 32 000 kg with double-acting cylinders as option.

Hydraulic system

- Variable displacement pump capacity 125 dm³/min, pressure 200 bar
- Hydrostatic steering by orbitrol with emergency function and two double-acting steering cylinders fitted on front axle

Pneumatic system

- Two-cylinder compressor, 8 bar working pressure
- The brake system operates with two independent circuits

Electric system

- 24 V, negative ground, batteries 2 x 170Ah with main switch
- CAN-BUS (Controller Area Network) -interface

Turning radius

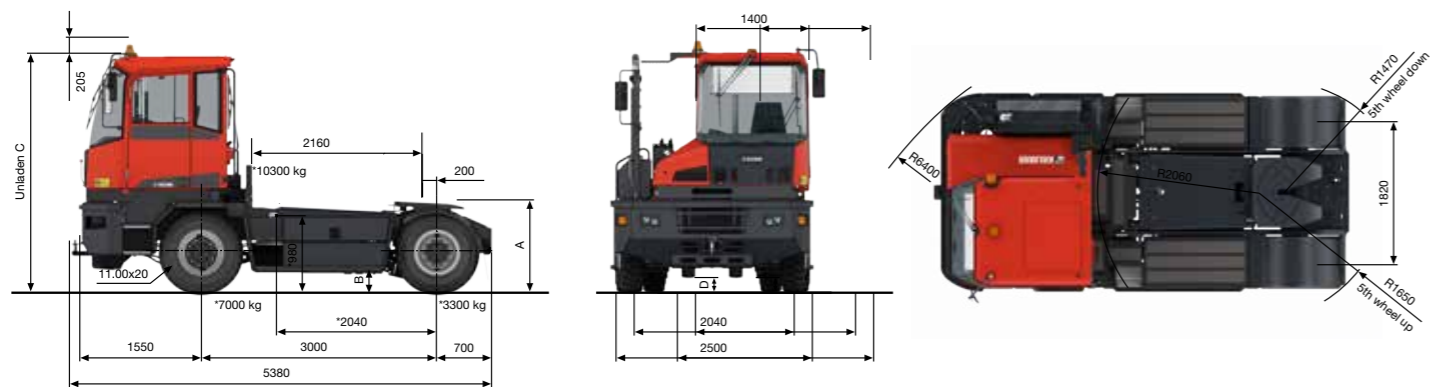
- Front fender, left: 6,40 m
- Front fender, right: 6,40 m

Weight

- Own weight*: 9.600 kg
- Front axle*: 6.600 kg
- Rear axle*: 3.000 kg
- * Depending on specifications.

Optional equipment

- Wide selection of optional equipment available.



Tyre	A±15	B±5	C±15	D±5
315/60 R22.5	1110	210	2975	120
11.00x20	1185	290	3050	200
12.00x20	1205	310	3070	220
310/80R22.5	1180	285	3130	195
315/80R22.5	1183	288	3133	198
300/80R22.5	1150	255	3100	165

Subject to change without notice. Drawing not to scale.
* Depending on specification.



TECHNICAL INFORMATION

Kalmar 4-wheel Drive TR618i Terminal Tractor

Engine

- Cummins QSB6.7 (stage 3A)
Power: 194 kW@2200 rpm
Torque: 987 Nm@1500 rpm
Transmission: Dana RTE14822 (8+8 gears), torque converter CFL331368

Engine options

- Cummins QSB6.7 (stage 5)
Power: 168 kW @ 2200 rpm
Torque: 1186 Nm @ 1300 rpm
Transmission: Dana RTE14822 (8+8 gears), torque converter CFL331368

Axles

- Front axle Sisu SSDP12S
- Rear axle Sisu SRDP30S
- Axle ratio 20.57:1 as standard and 16.41:1 as option

Chassis

- All-welded steel chassis
- High-resistance side bumpers for good protection of accessories
- Standard colour RAL 7021 (Kalmar black)

Cabin

- Designed and tested according to strict safety (ROPS, ISO 3471:1994) standards
- Excellent visibility to all directions and superb comfort for the driver
- Tilttable 60 degrees
- Standard colour RAL 3000 (Kalmar red)

Lift boom

- The lifting height is 1000 mm with two double-acting telescopic cylinders
- Lifting capacity on the fifth wheel is 32.000 kg as standard
- The fifth wheel has $\pm 10^\circ$ lateral tilting
- Driver can control the tilting angle by hydraulic valve

Hydraulic system

- Variable displacement pump capacity 125 dm³/min, pressure 200 bar
- Hydrostatic steering by orbitrol with emergency function and two double-acting steering cylinders fitted on front axle

Pneumatic system

- Two-cylinder compressor, 8 bar working pressure
- The brake system operates with two independent circuits

Electric system

- 24 V, negative ground, batteries 2 x 170Ah with main switch
- CAN-BUS (Controller Area Network) -interface

Turning radius

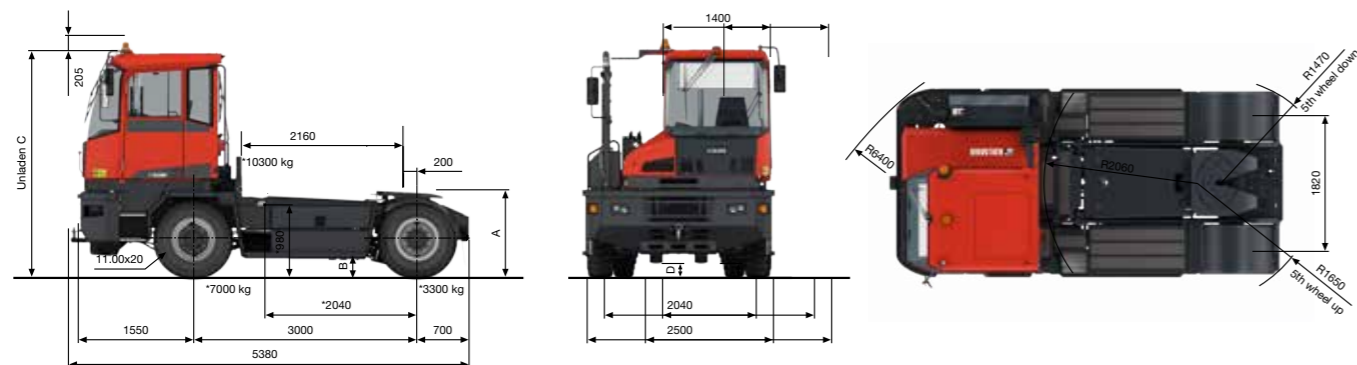
- Front fender, left: 6,40 m
- Front fender, right: 6,40 m

Weight

- Own weight*: 10.300 kg
- Front axle*: 7.400 kg
- Rear axle*: 3.300 kg
- * Depending on specifications.

Optional equipment

- Wide selection of optional equipment available.



Tyre	A±15	B±5	C±15	D±5
315/60 R22.5	1110	210	2975	120
11.00x20	1185	290	3050	200
12.00x20	1205	310	3070	220
310/80R22.5	1180	285	3130	195
315/80R22.5	1183	288	3133	198
300/80R22.5	1150	255	3100	165

Subject to change without notice. Drawing not to scale.
* Depending on specification.





KALMAR

Making your every move count

Published by Kalmar, part of Cargotec. Copyright © Cargotec 2021. All rights reserved. No part of this publication may be copied or reproduced without permission of the copyright owner. The content of this document is provided "as is", without warranties of any kind with regards to its accuracy or reliability and excluding all implied warranties. We reserve the rights to make changes to any of the items described in this document without prior notice. The content of each service and availability of particular services may vary.

www.kalmarglobal.com